

Scaled data based on original data using
LM-79-08 Approved Method: Electrical and Photometric Measurements of Solid-
State Lighting Products

Test Report Prepared for
Cooper Lighting Solutions
(formerly Eaton)

Brand: McGRAW-EDISON

Report Number: P270238

Luminaire Tested: **GWC-AF-02-LED-E1-T4W-7027-600**

Issue Date: 3/3/2020

Test Information

Test Method: LM-79-08
Report Number: P270238
TEST IS SCALED FROM IESNA LM-79-08 TEST DATA (P24147)
Test Lab: INNOVATION CENTER P2
Issue Date: 3/3/2020
Manufacturer: COOPER LIGHTING SOLUTIONS (FORMERLY EATON)
Product Line: MCGRAW-EDISON
Catalog Number: GWC-AF-02-LED-E1-T4W-7027-600
Description: GALLEON WALL LUMINAIRE
(2) 70 CRI, 2700K, 615mA LIGHTSQUARES WITH 16 LEDS EACH AND TYPE IV WIDE OPTICS
Light Source: -
Ballast/Driver: ELECTRONIC DRIVER

Summary

Lumens per Lamp: N/A
Luminaire Lumens: 7060.7 lumens
Efficiency: N/A
Efficacy: 107.0 lumens/watt
Luminous Opening: Rectangular (W 1' x L: 0.5' x H: 0')
IES Classification: Type IV - Short - Semi-Cutoff
BUG Rating: B1 - U0 - G2

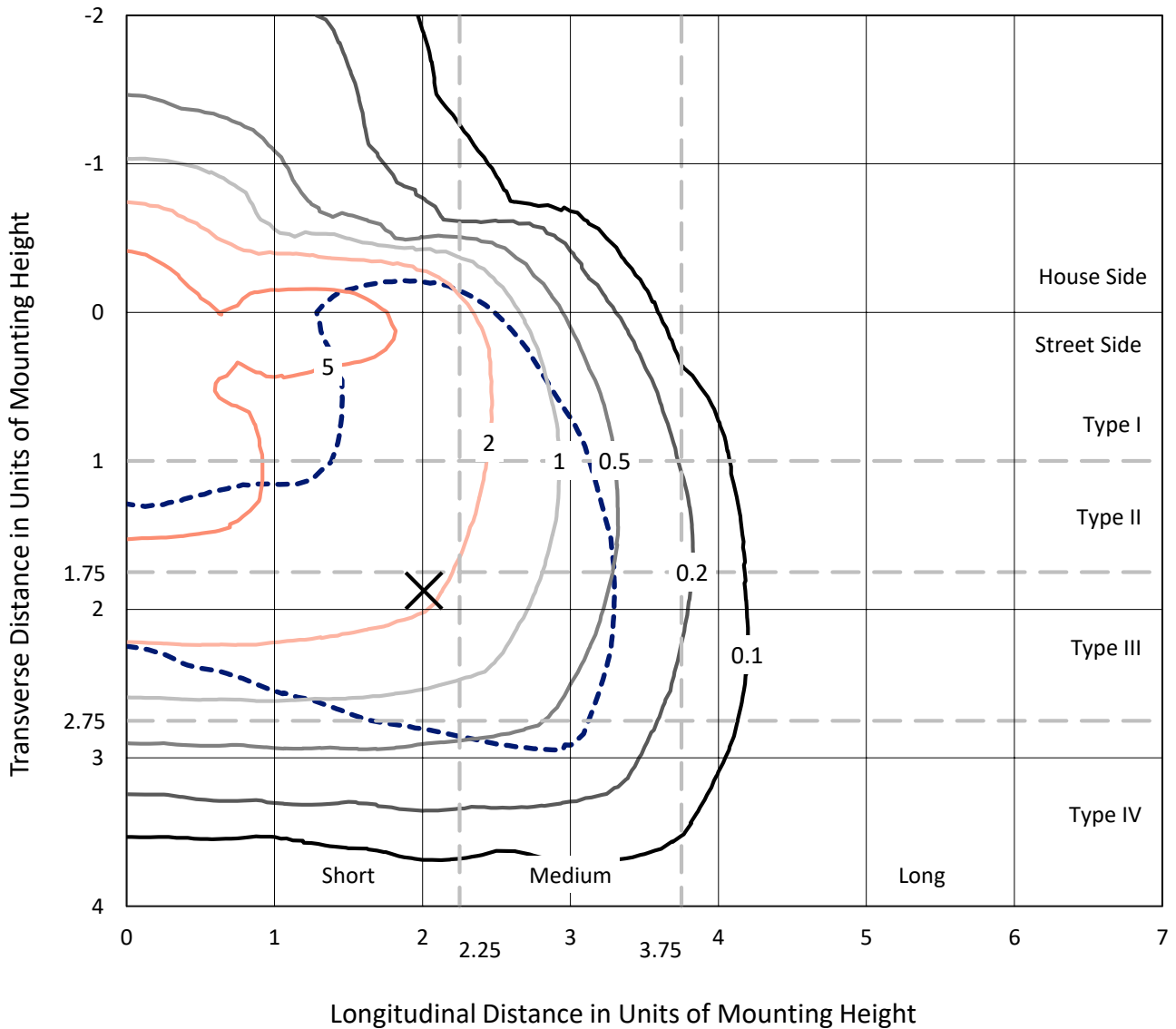
Input Watts (W): 66
Input Voltage (V): NR
Input Current (Ain): NR
Voltage Rise (V): NR
Power Factor: NR
Total Harmonic Distortion (THDi): NR
Frequency (hertz): 60
Stabilization Time: NR
Operation Time: NR
Ambient Temperature (°C): NR
Test Distance: 25 FT



REPORT NUMBER: P270238
 CATALOG NUMBER: GWC-AF-02-LED-E1-T4W-7027-600

Iso-Footcandle Lines of Horizontal Illumination

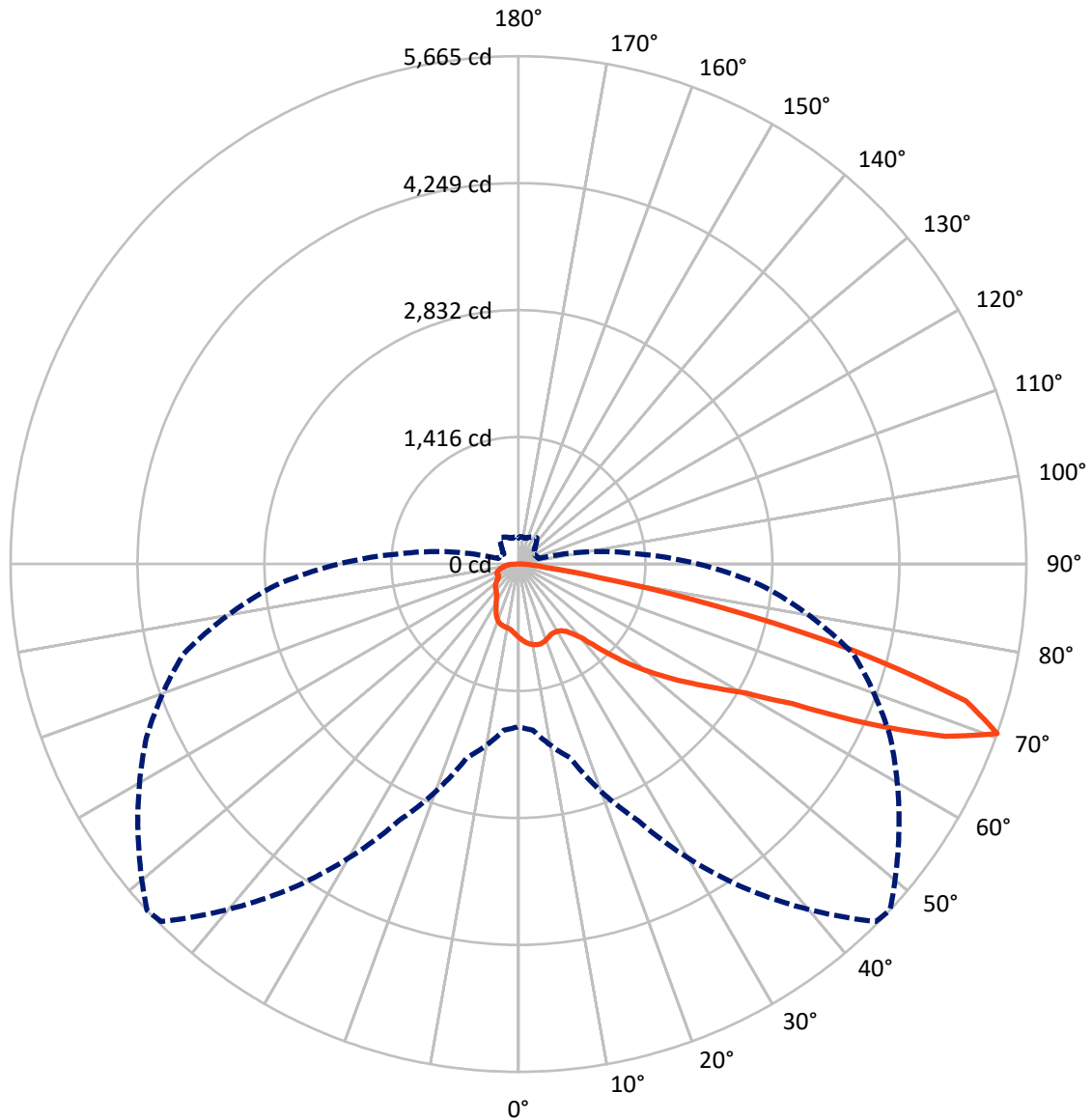
✕ Max cd
 - - - 1/2 Max cd



Based on 10 foot mounting height. Maximum calculated value = 9.4 fc
 Type IV - Short - Semi-Cutoff

REPORT NUMBER: P270238
CATALOG NUMBER: GWC-AF-02-LED-E1-T4W-7027-600

Luminous Intensity Polar Plot



— Vertical Plane Through 47-Deg Lateral - - - Horizontal Cone Through 70-Deg Vertical

REPORT NUMBER: P270238

CATALOG NUMBER: GWC-AF-02-LED-E1-T4W-7027-600

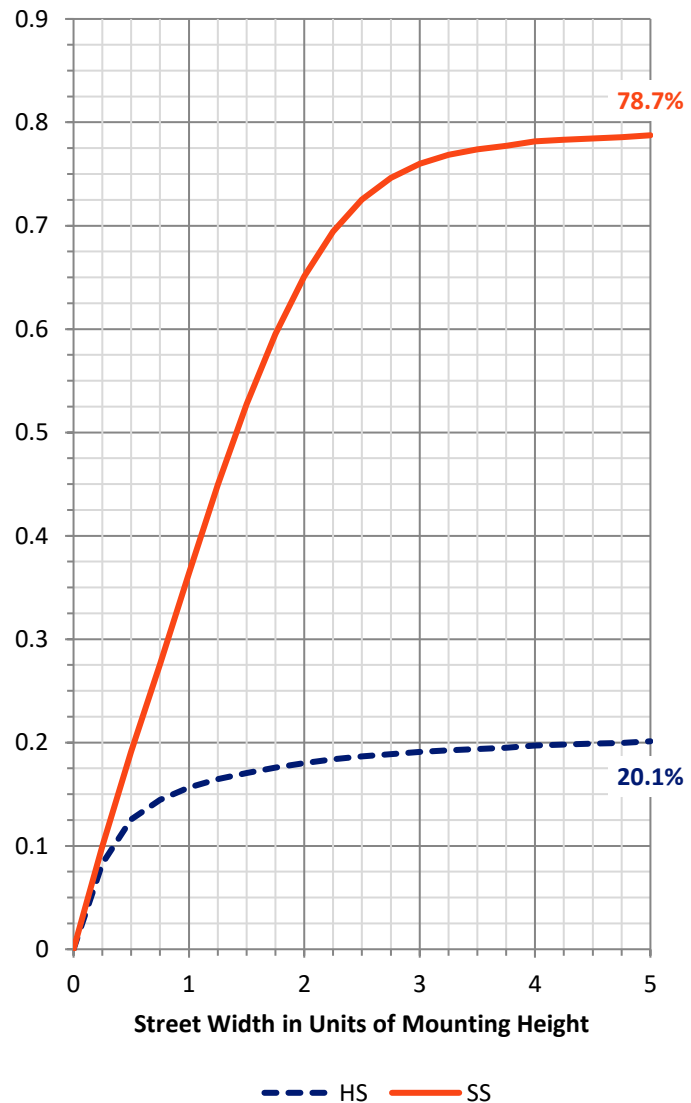
FLUX DISTRIBUTION:

		Downward	Upward	Total
House Side	Lumens	1473.0	0.0	1473.0
	% Fixture	20.9	0.0	20.9
Street Side	Lumens	5587.8	0.0	5587.8
	% Fixture	79.1	0.0	79.1
Total	Lumens	7060.7	0.0	7060.7
	% Fixture	100.0	0.0	100.0

Coefficient of Utilization

ZONAL LUMENS:

Zone	Lumens	% Fixture
0°-10°	78.5	1.1
10°-20°	230.3	3.3
20°-30°	340.1	4.8
30°-40°	494.3	7.0
40°-50°	889.6	12.6
50°-60°	1541.1	21.8
60°-70°	2199.6	31.2
70°-80°	1129.1	16.0
80°-90°	158.1	2.2
90°-100°	0.0	0.0
100°-110°	0.0	0.0
110°-120°	0.0	0.0
120°-130°	0.0	0.0
130°-140°	0.0	0.0
140°-150°	0.0	0.0
150°-160°	0.0	0.0
160°-170°	0.0	0.0
170°-180°	0.0	0.0
0°-90°	7060.7	100.0
0°-180°	7060.7	100.0



REPORT NUMBER: P270238

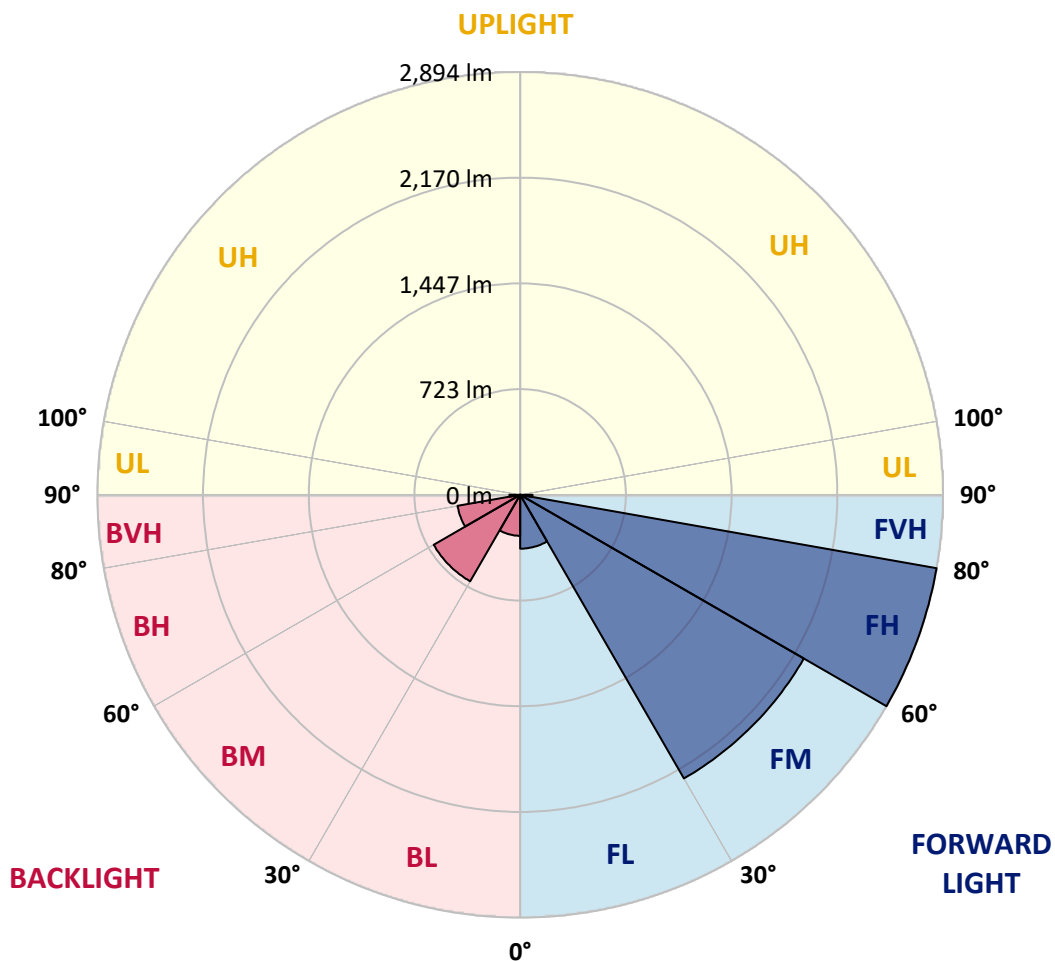
CATALOG NUMBER: GWC-AF-02-LED-E1-T4W-7027-600

LUMINAIRE CLASSIFICATION SYSTEM LUMEN TABLE AND BUG RATING:

Zone		Lumens	% Fixture	Zone Rating/Lumen Limit		
				B	U	G
FL	(0°-30°)	368.4	5.2			
FM	(30°-60°)	2241.3	31.7			
FH	(60°-80°)	2893.7	41.0			G2/5000
FVH	(80°-90°)	84.3	1.2			G1/100
BL	(0°-30°)	280.5	4.0	B1/500		
BM	(30°-60°)	683.7	9.7	B1/1000		
BH	(60°-80°)	435.1	6.2	B1/500		G1/500
BVH	(80°-90°)	73.7	1.0			G1/100
UL	(90°-100°)	0.0	0.0		U0/0	
UH	(100°-180°)	0.0	0.0		U0/0	

BUG Rating: B1-U0-G2

Type IV Short





REPORT NUMBER: P270238

CATALOG NUMBER: GWC-AF-02-LED-E1-T4W-7027-600

CANDELA DISTRIBUTION (FULL):

	0°	5°	15°	25°	35°	45°	47°	55°	65°	75°	85°
0°	819.3	819.3	819.3	819.3	819.3	819.3	819.3	819.3	819.3	819.3	819.3
2.5°	867.4	865.6	865.0	863.6	861.8	853.3	851.6	845.3	836.9	827.9	818.5
5°	924.4	924.0	920.3	913.3	902.3	883.6	879.0	863.9	843.7	824.0	804.5
7.5°	974.5	971.4	964.2	950.4	931.3	905.5	899.4	878.4	850.5	823.7	797.2
10°	1011.3	1009.5	993.7	974.9	949.8	921.3	914.0	890.7	860.1	826.1	793.2
12.5°	1032.2	1028.7	1010.7	988.0	958.0	930.3	923.0	899.4	865.0	826.1	787.4
15°	1030.8	1028.5	1010.2	985.5	955.3	931.0	924.4	900.7	863.9	822.7	779.8
17.5°	1003.3	1004.5	988.9	964.6	939.8	921.3	915.5	893.5	857.1	815.8	770.8
20°	955.3	960.1	949.8	928.2	914.5	901.7	897.9	879.4	846.5	805.9	761.3
22.5°	907.2	911.7	907.6	889.3	887.3	879.7	877.6	864.3	837.1	799.8	755.4
25°	871.9	875.9	875.3	859.5	865.6	865.2	863.6	857.1	835.1	799.8	756.5
27.5°	862.3	863.6	862.3	847.8	856.4	863.2	861.8	860.8	841.3	809.6	769.5
30°	895.3	893.2	882.5	853.3	861.1	870.7	869.4	870.1	859.8	835.8	798.7
32.5°	1026.8	1017.5	983.9	901.7	880.8	885.9	886.5	897.9	899.7	875.9	844.0
35°	1223.6	1213.3	1169.7	1031.6	941.6	923.6	923.6	940.9	951.1	933.7	914.5
37.5°	1432.1	1420.8	1397.5	1211.5	1069.3	989.4	987.5	999.6	1014.4	1018.5	1023.3
40°	1669.1	1657.2	1663.7	1413.6	1247.7	1102.9	1078.7	1070.1	1109.9	1136.4	1174.9
42.5°	1928.4	1922.9	1925.3	1638.6	1450.7	1273.1	1238.4	1194.0	1242.1	1289.2	1369.9
45°	2168.6	2173.4	2170.9	1879.3	1676.6	1480.5	1443.8	1357.9	1404.9	1485.6	1617.3
47.5°	2378.8	2358.9	2389.9	2142.5	1929.7	1712.8	1667.4	1552.4	1600.2	1699.8	1922.3
50°	2634.0	2631.2	2586.0	2493.5	2235.9	1946.0	1886.5	1753.3	1827.5	1965.9	2306.7
52.5°	2902.3	2852.5	2810.9	2766.6	2560.4	2185.0	2112.3	1953.5	2094.7	2268.8	2775.3
55°	2957.3	2934.9	2986.4	3061.1	2873.5	2433.4	2348.6	2204.6	2395.6	2615.1	3315.6
57.5°	3074.8	3074.4	3180.9	3313.8	3195.7	2696.9	2611.4	2508.0	2734.0	3011.8	3889.2
60°	3154.0	3176.4	3374.4	3632.2	3512.1	3001.2	2922.5	2858.0	3118.7	3455.4	4423.8
62.5°	3195.7	3226.0	3495.9	3761.5	3959.3	3507.9	3429.3	3336.1	3627.9	3941.8	4736.4
65°	3022.8	3082.4	3477.0	3873.0	4350.9	4329.2	4293.9	4130.3	4264.3	4326.1	4623.2
67.5°	2544.7	2605.5	3065.1	3769.0	4630.6	5121.3	5129.0	4849.7	4655.9	4359.1	3887.1
70°	1813.0	1860.7	2241.0	3160.0	4417.5	5639.0	5664.8	5181.2	4577.9	3865.9	2715.8
72.5°	860.8	890.0	1250.0	2056.6	3505.5	5166.7	5216.5	4758.0	3892.6	2862.1	1481.6
75°	316.4	325.2	422.6	874.9	2033.3	3810.3	3868.9	3410.8	2580.4	1424.9	564.3
77.5°	189.6	195.4	237.1	369.3	799.8	2177.9	2264.7	1855.0	1127.7	530.4	277.5
80°	132.6	136.7	170.0	229.7	377.8	829.9	907.2	757.1	449.3	335.5	201.9
82.5°	89.7	91.6	119.6	155.2	251.0	296.4	319.7	336.7	303.0	249.6	128.1
85°	58.7	60.7	81.0	102.3	159.7	153.3	156.7	198.2	221.3	169.7	71.1
87.5°	33.6	35.0	48.8	54.5	78.3	64.9	65.5	104.5	141.6	114.4	43.3
90°	0.0	0.0	0.0	0.0	0.0	0.0	0.0	0.0	0.0	0.0	0.0



REPORT NUMBER: P270238

CATALOG NUMBER: GWC-AF-02-LED-E1-T4W-7027-600

CANDELA DISTRIBUTION (continued):

	90°	95°	105°	115°	125°	135°	145°	155°	165°	175°	180°
0°	819.3	819.3	819.3	819.3	819.3	819.3	819.3	819.3	819.3	819.3	819.3
2.5°	816.2	811.7	801.7	795.5	789.7	788.4	785.9	785.6	785.3	785.3	784.2
5°	798.0	790.4	775.0	766.3	759.2	758.4	758.1	759.8	760.5	761.3	760.1
7.5°	786.2	776.0	756.7	744.3	735.8	733.7	737.1	745.1	750.3	752.3	751.3
10°	779.1	766.3	744.1	730.6	723.5	722.3	726.9	736.2	746.9	751.0	750.5
12.5°	770.8	756.5	732.7	718.6	714.5	716.6	722.3	731.0	742.0	748.5	748.8
15°	762.7	745.8	721.3	709.0	707.2	710.0	715.5	722.1	730.6	737.1	737.9
17.5°	752.6	735.2	710.6	698.1	696.6	698.1	698.3	701.8	707.2	713.4	715.2
20°	742.0	724.2	698.7	685.9	679.7	674.3	668.1	668.8	670.6	676.8	678.1
22.5°	734.5	716.6	689.4	671.9	655.5	639.0	626.6	624.9	625.5	630.7	632.3
25°	735.2	716.2	687.1	656.8	620.6	594.3	577.8	575.0	574.6	578.5	580.8
27.5°	748.5	729.7	695.9	641.3	582.9	543.7	526.2	524.3	521.5	522.5	525.1
30°	778.4	760.9	717.6	625.5	542.0	494.2	476.1	474.0	470.3	468.6	470.6
32.5°	827.2	812.7	749.1	610.4	501.2	452.0	433.5	429.0	426.6	424.5	426.2
35°	908.2	902.1	791.4	593.9	465.1	419.4	402.6	395.8	392.3	396.1	398.8
37.5°	1035.3	1038.8	846.7	568.2	437.2	397.8	383.7	375.9	370.6	373.8	376.7
40°	1215.3	1217.7	907.8	531.7	413.2	385.1	369.9	362.7	355.5	350.0	349.7
42.5°	1451.8	1427.2	968.1	492.2	385.5	377.2	360.3	351.3	340.4	325.2	322.2
45°	1732.0	1646.5	1013.6	446.8	354.1	367.5	349.7	337.4	320.2	303.6	301.9
47.5°	2054.9	1881.7	1036.0	399.8	324.9	353.5	336.7	317.0	295.5	287.2	286.1
50°	2449.1	2161.1	1046.6	354.1	299.6	334.9	317.7	294.7	276.5	274.8	273.8
52.5°	2898.2	2497.0	1050.1	316.7	278.6	310.9	302.3	279.9	265.4	266.8	266.8
55°	3368.1	2843.9	1003.3	289.6	259.3	286.1	291.9	274.2	262.0	267.5	269.6
57.5°	3799.6	3151.3	856.4	268.7	241.1	267.2	288.1	279.6	271.4	293.7	295.1
60°	4130.6	3333.2	639.7	249.6	227.7	260.7	298.1	300.6	302.5	355.9	363.1
62.5°	4200.0	3272.6	439.7	234.9	221.5	266.2	316.4	316.7	314.2	351.3	355.9
65°	3881.7	2890.2	319.7	226.7	216.4	276.1	331.8	324.6	308.7	337.0	328.7
67.5°	3082.7	2177.5	266.2	220.5	208.9	275.5	348.4	331.8	305.8	330.0	316.7
70°	2001.0	1316.6	237.1	215.4	200.0	262.5	358.0	331.1	296.8	307.1	291.3
72.5°	976.3	588.7	217.4	207.8	190.6	244.2	357.5	324.9	287.5	286.7	278.3
75°	382.0	269.6	199.6	196.5	174.8	223.6	348.0	316.1	276.5	265.4	262.5
77.5°	223.6	192.3	176.8	179.7	155.9	202.9	333.9	300.6	261.3	248.3	244.9
80°	162.9	143.9	150.7	155.2	133.3	182.4	314.9	281.7	244.6	251.0	246.2
82.5°	104.5	92.7	122.3	126.8	110.9	161.4	294.4	261.8	220.9	200.6	195.8
85°	53.2	58.7	91.0	96.5	85.5	132.6	269.3	235.3	194.0	166.9	169.7
87.5°	29.9	40.2	58.0	64.9	60.5	102.0	218.5	194.0	158.3	128.7	113.4
90°	0.0	0.0	0.0	0.0	0.0	0.0	0.0	0.0	0.0	0.0	0.0

(END OF REPORT)